

# Getting to Know a Character

*Notice how the  
character talks  
and acts.*



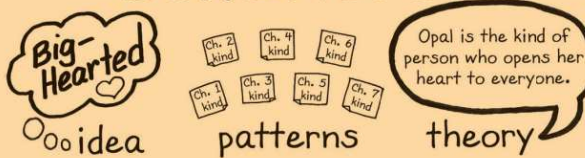
© 2015 by Heinemann and Lucy Calkins et al., Units of Study for Teaching Reading, Grade 3 Unit 3, Character Studies. "Getting to Know a Character" #1

*Study  
observations to  
grow an idea.*



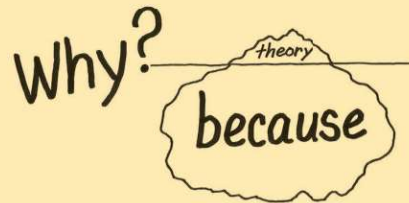
© 2015 by Heinemann and Lucy Calkins et al., Units of Study for Teaching Reading, Grade 3 Unit 3, Character Studies. "Getting to Know a Character" #2

*Notice patterns  
in a character's  
behaviors.*



© 2015 by Heinemann and Lucy Calkins et al., Units of Study for Teaching Reading, Grade 3 Unit 3, Character Studies. "Getting to Know a Character" #3

*Come up with a  
deeper theory.*



© 2015 by Heinemann and Lucy Calkins et al., Units of Study for Teaching Reading, Grade 3 Unit 3, Character Studies. "Getting to Know a Character" #4


*Notice patterns in  
behaviors & wants,  
using them to  
predict.*



© 2015 by Heinemann and Lucy Calkins et al., Units of Study for Teaching Reading, Grade 3 Unit 3, Character Studies. "Getting to Know a Character" #5

# Following a Character Up and Down the Story Mountain

Track the character's problems—and reactions to these



© 2015 by Heinemann and Lucy Calkins et al., Units of Study for Teaching Reading, Grade 3 Unit 3, Character Studies. "Following a Character Up and Down the Story Mountain" #1

Consider what role(s) secondary characters play




© 2015 by Heinemann and Lucy Calkins et al., Units of Study for Teaching Reading, Grade 3 Unit 3, Character Studies. "Following a Character Up and Down the Story Mountain" #2

Notice how the character is tested during a story's climax.



© 2015 by Heinemann and Lucy Calkins et al., Units of Study for Teaching Reading, Grade 3 Unit 3, Character Studies. "Following a Character Up and Down the Story Mountain" #3

Notice how the character resolves his/her biggest problem(s)



© 2015 by Heinemann and Lucy Calkins et al., Units of Study for Teaching Reading, Grade 3 Unit 3, Character Studies. "Following a Character Up and Down the Story Mountain" #4

Determine what lessons the character learns




© 2015 by Heinemann and Lucy Calkins et al., Units of Study for Teaching Reading, Grade 3 Unit 3, Character Studies. "Following a Character Up and Down the Story Mountain" #5

# Comparing Characters


## That “Go Together”

*Study the traits, actions, likes, and dislikes*



© 2015 by Henemann and Lucy Calkins et al., Units of Study for Teaching Reading, Grade 3 Unit 3, Character Studies. "Comparing Characters that 'Go Together'" #1

*Notice the way characters react to their problems*



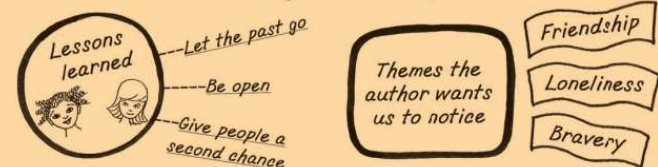
© 2015 by Henemann and Lucy Calkins et al., Units of Study for Teaching Reading, Grade 3 Unit 3, Character Studies. "Comparing Characters that 'Go Together'" #2

*Debate ideas across texts*



© 2015 by Henemann and Lucy Calkins et al., Units of Study for Teaching Reading, Grade 3 Unit 3, Character Studies. "Comparing Characters that 'Go Together'" #3

*Explore the lessons learned and the themes*



© 2015 by Henemann and Lucy Calkins et al., Units of Study for Teaching Reading, Grade 3 Unit 3, Character Studies. "Comparing Characters that 'Go Together'" #4